LABO AND CO

SOLUTIONS TECHNIQUES & SERVICES pour

laboratoires & industries

NOTRE ÉQUIPE EST COMPOSÉE D'EXPERTS, DE PASSIONNÉS, DE TECHNICIENS, EN CONSTANTE FORMATION.

- PLUS DE 40 COLLABORATEURS
- PLUS DE 25 ANS D'EXPÉRIENCE
- UNE COUVERTURE NATIONALE

Retrouvez tous nos équipements et services sur WWW.LABOANDCO.COM

DES CONSEILS POUR CHAQUE VENTE & SERVICE

AMÉNAGEMENT

Chaque laboratoire, entreprise ou industrie a ses enjeux, ses objectifs et ses contraintes. Les aménagements sont donc tous différents pour répondre à des problématiques toujours uniques. **Notre équipe est là pour comprendre votre besoin et vous accompagner au plus près.**
Labo and Co est à vos côtés pour l'établissement de votre cahier des charges, pour le suivi des travaux et leur réception et pour fournir le meilleur matériel et le plus haut niveau de service.

DISTRIBUTION

Labo and Co propose **des miliers de références d'équipement**, des plus simples aux plus complexes. Une équipe d'ingénieurs d'affaires et de techniciens, répartis dans toute la France, disposent d'une connaissance approfondie des équipements et mettent leur expérience à votre service. **Avant de conclure toute vente, nous nous assurons d'avoir compris tous vos enjeux.**
Nos partenariats et nos collaborations depuis des années avec **les plus grandes marques**vous garantissent une qualité sans faille.

SERVICES

DES INTERVENTIONS SÉCURISÉES ET CERTIFIÉES

Une réactivité essentielle
Chez Labo and Co, nous savons à quel point le dysfonctionnement d'un équipement peut avoir des répercussions catastrophiques sur des recherches ou sur une production.

Des techniciens pleinement habilités
Nos équipes disposent des habilitations requises : manipulation des fluides frigorigènes, habilitations électriques, risques chimiques, etc... Pour des interventions conformes et sécurisées.

Une offre complète et flexible
Notre large éventail de services nous permet de répondre à toutes vos problématiques, qu'il s'agisse d'un besoin ponctuel ou récurrent.

- QUALIFICATION & INSTALLATION
- MÉTROLOGIE & ÉTALONNAGE
- RECONDITIONNEMENT
- RÉPARATION & ENTRETIEN (ÉLECTRIQUE, MÉCANIQUE ET FROID)
- LOCATION
- ESSAIS EXTERNALISÉS

Vos essais externalisés sont effectués dans notre propre laboratoire par nos équipes spécialisées

CERTIFICATIONS

Labo and Co est **certifié pour garantir à ses clients des prestations fiables, traçables et conformes aux normes** les plus exigeantes du secteur du laboratoire et de l'industrie.

- **Certification ISO 9001** – Qualité et fiabilité de nos services
- **Certification CEFRI n°1616E** – Interventions en zones réglementées

ISO 9001 apave

CEFRI Certification N° 1616 E

Découvrez la Location Longue Durée
Une solution flexible et sécurisante pour équiper votre laboratoire en toute sérénité : Mise en service, maintenance, SAV, extensions de garanties, la solution clé en main !

La FrenchFAB · La French Care · Fabrilabo · Collège Français de Métrologie · CIFL · cemafroid · Chimique N1 & N2 Habilitation

@ contact@laboandco.com www.laboandco.com +33 1 45 98 74 80

FEDEGARI

SMART EXCELLENCE

LAB SOLUTIONS

BE.Excellence

FOB4 – FOB5

SMART EXCELLENCE

EXCELLENCE. It is the legacy of Fedegari - engineering mastery and unwavering reliability.

SMART. It is the present and future of LAB - accessible, immediate, and designed to empower both customers and dealers.

KNOWLEDGE is both the foundation and the goal: just as Fedegari's know-how gave life to LAB, LAB translates precision, reliability, and ingenuity into tangible solutions.

WHY:

Everything we do is driven by the belief that scientific research and technological innovation can improve people's lives.

HOW:

We achieve this by empowering our partners with deep expertise, cutting-edge technologies, and high-value solutions.

WHAT:

We make collaboration effortless - we stay close to the market, offer configurable solutions, and provide expert training as true masters of sterilization.

THINK BIG
ACT SMALL

The power of Fedegari's expertise faster, simpler, smarter.

FOB4 and ***FOB5*** are the perfect synthesis of ***Fedegari's industrial expertise***, delivering a tailored, high-performance solution that evolves with the needs of modern laboratories.

Engineered for ***efficiency***, ***flexibility,*** and ease of use, they simplify complex sterilization processes for medium and large capacities while maintaining top performance.

Their ***ergonomic design***, combined with continuous innovation, ensures optimized cycles with full control over functional parameters. With flexible loading options and meticulous attention to detail, they enhance ***efficiency,*** while cutting-edge process technologies and ***premium-quality materials*** make them ideal for pharmaceutical and ***BSL3/BSL4 laboratories***.

In pharmaceutical R&D, microbiology labs and QC departments, sterilization must:

- Ensure effective microbial inactivation.
- Preserve the integrity of samples and containers.
- Avoid cross-contamination and environmental release.
- Comply with standards (FDA 21 CFR Part 11, EN285, Pharmacopeia).

Users need a flexible, safe, and compliant autoclave that can handle different loads and risk levels.

BE.EXCELLENCE

FOB4

FOB5

EQUIPMENT CONFIGURATION

FOB4 SIZE

- 147 L – 5.19 ft³
- 210 L – 7.42 ft³

FOB5 SIZE

- 340 L – 12 ft³
- 450 L – 15.89 ft³
- 600 L – 21.19 ft³
- 700 L – 24.72 ft³

(for additional information refers to dimensions section at pag.19,20 and 21)

PROCESS CONTROLLER

- DCS20

DOOR CONFIGURATION

- Single door
- Double door
- Double door BSL3

BIOSEAL

- Standard bioseal side 2 (unloading side)
- Bioseal side 1 (loading side)
- Double bioseal (on both sides)
- BSL3 standard bioseal side 2 (unloading side)
- BSL3 bioseal side 1 (loading side)

PRESSURE VESSEL CERTIFICATION

- ASME
- PED
- SELO
- PED+CUTR32 (Russia)
- PED+CEOC
- ASME+NR13
- PED+NR13
- NR12
- BSPD.5500

Ensure full regulatory compliance.

Configurable approach within a customized concept.

Endless parameterization adapting to any load types: solids, open/closed liquids, contaminated waste.

Guarantee biosafety, including high-risk pathogens.

Offer validated, repeatable sterilization cycles.

TURNING CRITICAL NEEDS INTO PEACE OF MIND: CYCLE BY CYCLE

SOLID POROUS CYCLE

When it comes to sterilizing solid materials such as glassware, machine parts, hollow or porous items, precision and consistency are essential. This cycle leverages a **single-stage liquid ring vacuum pump** capable of reaching a vacuum level below 70 MBAR, in line with EN285 requirements, performing two critical actions:

- **Efficiently removes air from the load, ensuring proper steam penetration.**
- **Thoroughly dries the materials at the end of the cycle.**

This makes it ideal for preparing labware that must be immediately clean, dry, and ready for sterile operations.

OPEN LIQUIDS CYCLE

Sterilizing liquids in open or loosely capped containers demands special care to avoid spillage and ensure **uniform heat penetration**. This cycle leverages a combination of:

- **A fan installed on the chamber ceiling for active air movement.**
- **Cooling water circulating through the chamber plates.**
- **A final slight injection of sterile compressed air as counterpressure.**

Together, these elements rapidly cool the load while maintaining internal container pressure, preventing boil-over and preserving sample integrity.

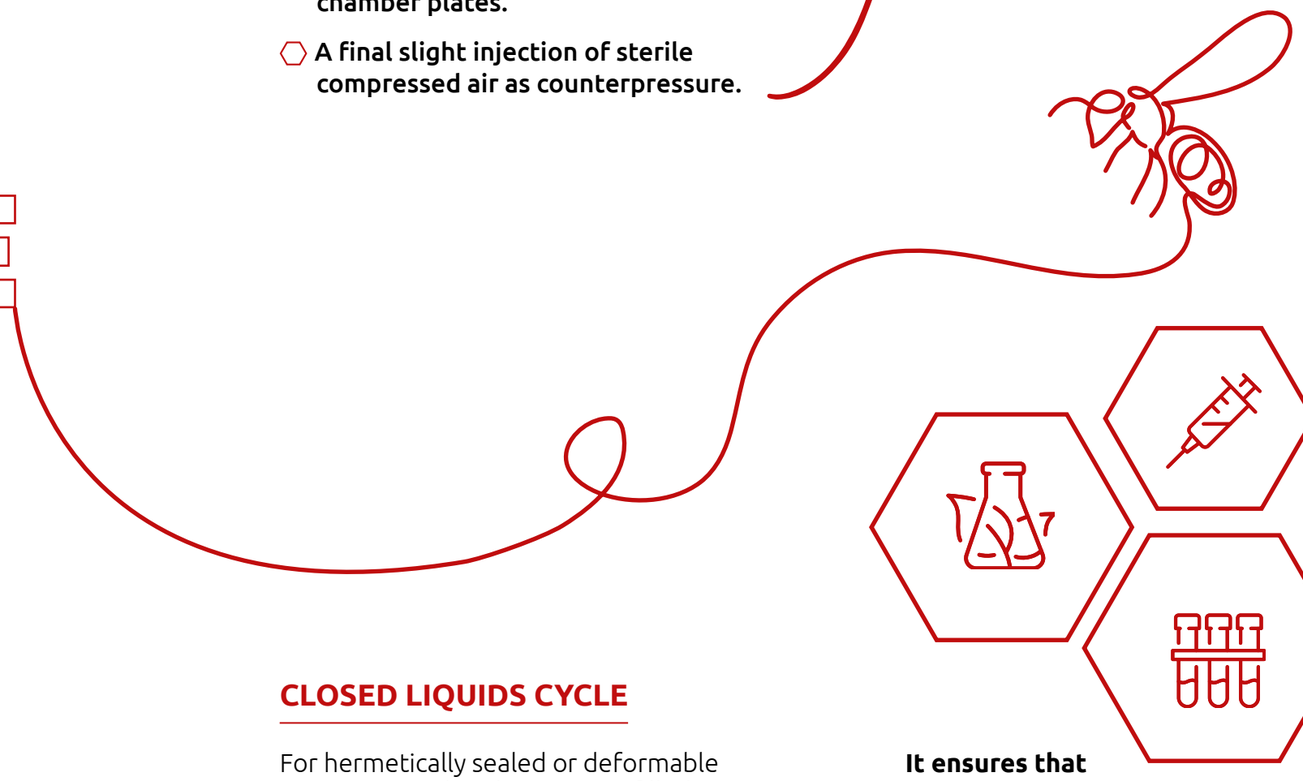

CLOSED LIQUIDS CYCLE

For hermetically sealed or deformable containers such as bags or pre-filled syringes, where pressure differences during sterilization can lead to container deformation or rupture. This cycle leverages **steam-air counterpressure** throughout the entire process:

- **Maintains balanced internal and external pressure on containers.**
- **Prevents deformation and guarantees the integrity of the product.**

It ensures that even the most delicate liquid formats can be safely and effectively sterilized.

DECONTAMINATION CYCLE

LOW PATHOGEN

When sterilizing solid or porous materials potentially contaminated with microorganisms of group **MOG1** or **MOG2** (no high pathogen risk), ensuring **environmental safety** is paramount. This cycle leverages an advanced filtration system and controlled exhaust to deliver:

- **Absolute retention filtration: 0.22 µm for liquids and 0.003 µm for gases.**
- **Safe removal of air via vacuum pump through sterilizing-grade filters.**
- **Steam injection into the exhaust line, ensuring decontamination of condensates.**

Except from the air removed by the vacuum pump, no other fluid is released into the environment until the cycle concludes successfully, providing maximum safety in handling low-to-moderate risk biological materials.

HIGH PATHOGEN

Designed for high-risk biological waste, such as **MOG3/MOG4** microorganisms, this cycle ensures complete containment and neutralization of hazardous materials. It is especially effective for **liquid or aqueous waste**. The cycle leverages a closed-loop sterilization approach:

- **No discharge of air or condensate until the cycle ends with validated results.**
- **Steam introduced into both the chamber and the exhaust to ensure all surfaces and condensates are sterilized.**
- **Optional high-temperature kit allows operation up to 137°C /278°F for challenging loads.**

This cycle is ideal where maximum environmental and operator protection is non-negotiable.
No fluid is released into the environment until the cycle concludes successfully, providing maximum safety in handling high risk biological materials.

SPECIAL CYCLES



SLOW VACUUM

Some highly **sensitive materials**, such as **delicate membranes** or fine-pore filters, require a more gradual removal of air to avoid structural damage. This cycle performs a carefully controlled vacuum phase:

- **Applies a gentle vacuum process.**
- **Protects fragile components without compromising sterilization effectiveness.**

SUPER DRY

When total dryness is critical, such as for textiles, wrapped materials, or syringes in bags, this cycle **intensifies the drying phase**. It utilizes:

- **Internal plate heat exchangers.**
- **Optimized steam flow and condensate removal.**

IN PLACE AIR FILTER STERILIZATION

Air filters used during the process must themselves be sterile. This dedicated cycle **sterilizes the filter** in parallel with the main chamber:

- **Condensate is continuously drained, ensuring the ideal conditions for sterilization.**
- **A dedicated probe monitors temperature in the coldest point.**

HIGH TEMPERATURE DESIGN

When temperature in counterpressure is required to be **higher than 128° C /262°F.** This configuration:

- **Extends maximum counterpressure temperature to 137°C /278°F.**
- **Requires dedicated hardware kit.**

F_0 CALCULATION

Heat-sensitive products, such as food samples or pre-filled syringes (PFS), require **precise thermal dosing** to ensure effective sterilization without compromising the product. This optional software feature enables:

- **Real-time F_0 value calculation from temperature probe data.**
- **Controlled exposure above threshold to prevent damage.**



TEST & COMPLIANCE

Ensuring process integrity and regulatory compliance are essential for any QC or microbiology lab. Fedegari provides a comprehensive set of testing and validation tools to meet the most stringent standards:

Vacuum Test

This test checks the **chamber's tightness** under vacuum conditions to ensure there are no leaks, fully conforming to EN285 standards.

Pressure Test

Conducted with the chamber pressurized, this test ensures **mechanical integrity** and verifies that the chamber meets EN285 compliance for pressure resistance.

Air Detector

Non-condensable gases in the steam can compromise sterilization efficacy. This tool continuously monitors for the presence of non-condensable gases, ensuring **uniform steam quality** throughout the load according to EN285.

Bowie-Dick Test

Designed specifically for porous loads, this test verifies **efficient air removal and proper steam penetration**, as required by EN285.

Pharmacopoeia Tests

To support compliance and validation, the autoclave can perform specific tests, including:

- **Glass resistance**
- **Alkalinity test**
- **Stopper integrity**

EN285 Full Compliance Kit

The unit is fully equipped with a compliant vacuum pump, air filter, and start-stop relays. Optional accessories include an independent recorder and printer to support documentation needs.

DIGITAL CONNECTIVITY & DATA MANAGEMENT OPTIONS

Digital integration and data management play a crucial role in microbiology and quality control laboratories. From compliance with data integrity regulations to seamless process monitoring and traceability, these features empower labs to meet modern operational and regulatory demands efficiently.

Remote Graphic User Interface (GUI)

This feature enables **remote access** to the autoclave via the Ethernet port. Users can monitor operations and save machine parameters in PDF format for documentation.

FDA 21 CFR Part 11 Compliance

A software option ensuring full compliance with 21 CFR Part 11, including audit trail capabilities, change logs, and detailed user access control.

SCADA Connectivity (Read-Only)

Fedegari offers read-only integration with customer LIMS/SCADA systems via two protocols:

- **MODBUS TCP/IP**
- **OPC UA**

SCADA Read & Write Integration

For **advanced control needs**, this option allows select machine parameters to be controlled directly from the customer's SCADA system.

Cycle Report in PDF (via USB)

Operators can **export complete cycle reports** directly to a USB key in PDF format from the HMI.

Barcode Reader Support

Ideal for environments with multiple users and varied loads, this software option enables **barcode scanner integration** via the front USB port.

Electronic Signature for 21 CFR Part 11

Meets the latest **regulatory standards** (21 CFR Part 11 §11.3 and Annex 11) by enabling digital signature functionality as a legally binding equivalent to a handwritten signature. Requires SNTP synchronization.

SNTP Synchronization

Enables synchronization of the autoclave's internal clock with an external time server to maintain traceable, accurate timestamps.

LDAP – Remote Authentication

Supports centralized management of user credentials via LDAP, **enhancing security and administrative control**. Requires SNTP synchronization.

Automatic Backup

Allows scheduled backups (daily, weekly, or monthly) of all relevant machine data and settings. **Backup files** include parameters, calibrations, user lists, and history logs, and can be saved via USB or Ethernet connection to a server.

ADDITIONAL CYCLES

- **Pasteurization cycle (food)**
  It is required whenever a special low-temperature treatment is needed (60-105°C/140-221°F) without altering the organoleptic, chemical and physical features of certain type of food.

- **Cycle repetition (used also for stress test)**
  This cycle allows the machine to automatically repeat the last selected program without the presence of the operator.

- **Warm up – warm keeping program**
  Designed to maintain a set temperature (between 40°C/104°F and 105°C/221°F) for a specific period of time. It is specifically used in culture media preparation.



UTILITIES

- **Steam generator**
  It is required when a clean steam line is not available at the installation site.

- **Steam/steam generator**
  (available for FOB5L and FOB5XL only)
  It is required when an industrial steam line and water suitable for producing clean steam are available.

- **Clean steam line connection**
  Used if clean steam line is present at site.

- **Switch steam generator / clean steam line**
  It is switch to use the in-built steam generator or the clean steam line at occurrence.

- **Drain cooler 70°C /158°F**
  It is used when tubes don't tolerate high temperatures. To cool the discharged fluids to lower temperatures, an optional compact air condenser can be installed, ensuring a final temperature below 70°C /158°F.

- **Drain cooler 50°C /122°F**
  It is used when tubes don't tolerate high temperatures. It is fed by chilled water loop available at customer facilities.

- **Vortex breaker on drain**

- **Heat exchanger upstream vacuum pump for water cooling**
  It is necessary to chill out liquid ring vacuum pump water if tap or softened water is higher tant 25°C /77°F.

ADDITIONAL HARDWARE OPTIONS

- **Thermal printer on board**
  It is a thermal paper printer directly connected to the autoclave control panel, whose primary function is to document, in real time and at a programmable rate, the execution of the sterilization program in progress.

- **Nanodac paperless recorder**
  The data is recorded by an independent recorder. It is needed when regulations require creating an independent record of the cycle data. It includes an external recorder signal, a dedicated pressure transducer and a probe.

- **Yokogawa paperless recorder (21 CFR Part 11 compliant)**
  It is needed when regulations require creating an independent record of the cycle data. It includes the external recorder signal, a dedicated pressure transducer and a probe.

- **Validation port adapter**
  It is a port adapter, needed when the insertion of additional temperature probes / pressure transducer in the chamber is required.

- **Additional probe (PT100)**

- **Safety Thermolock**
  It is an additional safety device with an additional probe not connected to the process controller but to a safety locking device.

- **Steam sampling points**

- **Start/stop signal for independent recorder (no probe)**

- **Dry contact for steam generator water feeding loop**

- **External alarm management**
  (only FOB5)

- **Sterilization signal for independent recorder (no probe)**

ACCESSORIES

- 304 st. steel internal folding rails
  (ONLY FOB5)
- Internal Rack (half depth available)
- External Trolley
- External Trolley - BSL3
- Tray for Internal Rack (half depth available)
- Trays for internal frame
  (ONLY FOB4)
- Special internal rack for PFS pre-filled syringes

DOCUMENTATION

- SAT protocols
- IQ/OQ protocols
- PQ protocols
- Certificate of origin
- Chamber Of Commerce stamped invoice
- Document hard-copy, instead of PDF
- Document PDF copy
- P&ID as built
- Electrical Wiring Diagram as built
- Installation drawing as built
- Software assurance statement
- Functional design specification
- Additional documentation – sound pressure declaration
- Additional documentation – instruments/filters certificate, construction materials, pressure vessel welding & roughness/ passivation statement
- Additional documentation – sanitary piping welding log, roughness/ passivation statement & material conformity statement

ACTIVITIES

- FAT execution
- Start-up, commissioning & training
- IQ/OQ execution
- PQ execution
- Instrument calibration
- Temperature mapping
- Air detector validation at customer's site
- Special activities: technical center tests

FOB4

DIMENSIONS, VOLUME AND POWER

MODEL	FOB4-TS (1 door)	FOB4L-TS (1 door)	FOB4S-TS (2 standard doors)
CHAMBER DIMENSIONS (mm)	Ø 650 x 761 D	Ø 650 x 1061 D	Ø 650 x 948 D
CHAMBER DIMENSIONS (in)	Ø 25.59 x 29.96 D	Ø 25.59 x 41.77 D	Ø 25.59 x 37.32 D
TOTAL EXT. DIMENSIONS (mm)	842Wx955D x1890H	842Wx1255D x1890H	842Wx1268Dx 1890H
TOTAL EXT. DIMENSIONS (in)	33.15Wx37.60D x74.41H	33.15Wx49.41D x74.41H	33.15Wx49.92D x74.41H
USEFUL CHAMBER VOLUME (L)	147	226	210
USEFUL CHAMBER VOLUME (ft3)	5.19	7.98	7.42
POWER REQUIRED	16 KW	16 KW	16 KW

UTILITIES REQUIREMENTS

UTILITIES REQUIREMENTS	EXTERNAL STEAM INLET	WATER INLET	COMPRESSED AIR INLET	PURIFIED WATER INLET
Type of fluids	Pure steam	Tap water (hardness max 20°f). Hint: for best performance of the sterilizer use tap water at a temperature 15°C/59°F ÷ 25°C/77°F	Dry and de-oiled air	Purified water (subject to deionization or osmosis) Conductivity: 1 ÷ 30 µS/cm (suggested 15 µS/cm) at 25°C/77°F TOC< 500 ppb pH: 6.0 ÷ 7.5 Chloride max 30 ppm
Pressure	4 ÷ 4.5 bar 58.02 ÷ 65.27 psi – 21 kg/h 46.30 lb/h	2.5 ÷ 4.5 bar 36.26 ÷ 65.27 psi	6 ÷ 8 bar 87.02 ÷ 116.03 psi	1 ÷ 4 bar 14.5 ÷ 58.02 psi

POWER

- 230V/50Hz +PE *(only FOB4)* (three-phase + earth)
- 230V/60Hz +PE *(only FOB4)* (three-phase + earth)
- 400V/50Hz +N +PE (Standard) (three-phase + neutral + earth)
- 400V/60Hz +N +PE (three-phase + neutral + earth)
- 480V/60Hz +PE (No UL) (three-phase + earth)
- 480V/60Hz +PE (UL) (three-phase + earth)

FOB5

DIMENSIONS, VOLUME AND POWER

MODEL	FOB5C-TS (1 door)	FOB5-TS (1 door)	FOB5S-TS (2 standard doors)	FOB5L-TS (1 door)	FOB5S/L-TS (2 standard doors)	FOB5XL-TS (1 door)	FOB5S/XL-TS (2 standard doors)
CHAMBER DIMENSIONS (mm)	Ø 890 (660Wx660H) x 838 D	Ø 890 (660Wx660H) x 1121 D	Ø 890 (660Wx660H) x 1113 D	Ø 890 (660Wx660H) x 1501 D	Ø 890 (660Wx660H) x 1363 D	Ø 890 (660Wx660H) x 1751 D	Ø 890 (660Wx660H) x 1613 D
CHAMBER DIMENSIONS (in)	Ø 35.04 (25.98Wx25.98H) x 32.99 D	Ø 35.04 (25.98Wx25.98H) x 44.13 D	Ø 35.04 (25.98Wx25.98H) x 43.82 D	Ø 35.04 (25.98Wx25.98H) x 59.09 D	Ø 35.04 (25.98Wx25.98H) x 53.66 D	Ø 35.04 (25.98Wx25.98H) x 68.94 D	Ø 35.04 (25.98Wx25.98H) x 63.50 D
TOTAL EXT. DIMENSIONS (mm)	1300Wx1203D x1950H	1300Wx1333D x1950H	1300Wx1409D x1950H	1300Wx1713D x1950H	1300Wx1659D x1950H	1300Wx1963Dx1950H	1300Wx1909Dx1950H
TOTAL EXT. DIMENSIONS (in)	51.18Wx47.36D x76.77H	51.18Wx52.48D x76.77H	51.18Wx55.47D x76.77H	51.18Wx67.44D x76.77H	51.18Wx65.32D x76.77H	51.18Wx77.28D x76.77H	51.18Wx75.16D x76.77H
USEFUL CHAMBER VOLUME (L)	362	455	481	615	590	729	698
USEFUL CHAMBER VOLUME (ft3)	12.78	16.06	16.99	21.72	20.84	25.74	24.65
POWER REQUIRED	35 KW	35 KW	35 KW	39 KW	39 KW	47 KW	47 KW

POWER

- 400V/50Hz +N +PE (Standard) (three-phase + neutral + earth)
- 400V/60Hz +N +PE (three-phase + neutral + earth)
- 480V/60Hz +PE (No UL) (three-phase + earth)
- 480V/60Hz +PE (UL) (three-phase + earth)

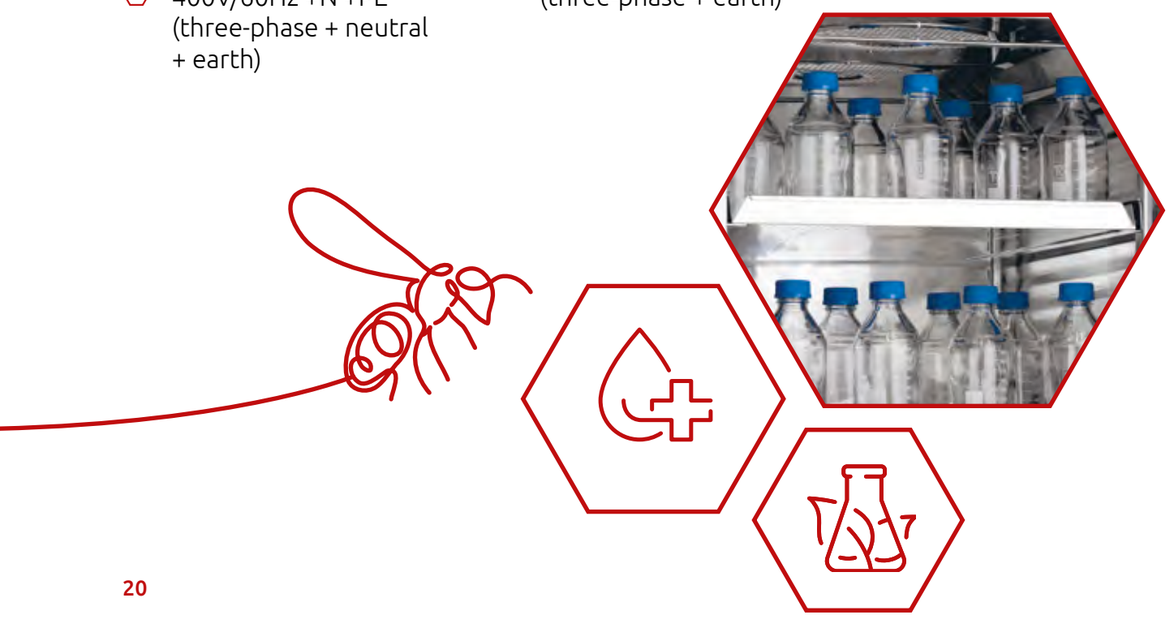

UTILITIES REQUIREMENTS

UTILITIES REQUIREMENTS	EXTERNAL STEAM INLET	WATER INLET	COMPRESSED AIR INLET	PURIFIED WATER INLET
Type of fluids	Pure steam	Tap water (hardness max 20°f). Hint: for best performance of the sterilizer use tap water at a temperature 15°C÷ 25°C / 59°F ÷ 77°F	Dry and de-oiled air	Purified water (subject to deionization or osmosis) Conductivity: 1 ÷ 30 µS/cm (suggested 15 µS/cm) at 25°C/77°F TOC< 500 ppb pH: 6.0 ÷ 7.5 Chloride max 30 ppm
Pressure	4 ÷ 4.5 bar 58.02 ÷ 65.27 psi – 38 kg/h (FOB5-TS models) or 59 kg/h (FOB5-XL models) 83.78 lb/h (FOB5-TS models) or 130 lb/h (FOB5-XL models)	2.5 ÷ 4.5 bar 36.26 ÷ 65.27 psi	6 ÷ 8 bar 87.02 ÷ 116.03 psi	1 ÷ 4 bar 14.5 ÷ 58.02 psi

LAYOUT

- **Reverse layout**
  The electrical cabinet and utility connection are to be installed on the left side of the machine instead of the right (standard). *(only FOB5)*
- **Utilities on the left**
  Utility connection on the left side, instead of right. Electrical cabinet remains on the right side.
- **Second door panel PC**
  Control panel on side 2 (or unloading)
- **Electrical board in remote**
- **Top covering panel**
  (only FOB5)
- **Underlaying collection tray**
- **Disassembling provision**
  (only FOB5)
- **Additional panelling in S.S. AISI 304**
- **GMP sanitary connections**
  Pressure transducer and chamber pressure gauge are installed in AISI 316L stainless steel. These connections are of a sanitary type that comply with GMP requirements.

TECHNICAL DRAWINGS

FOB4-TS

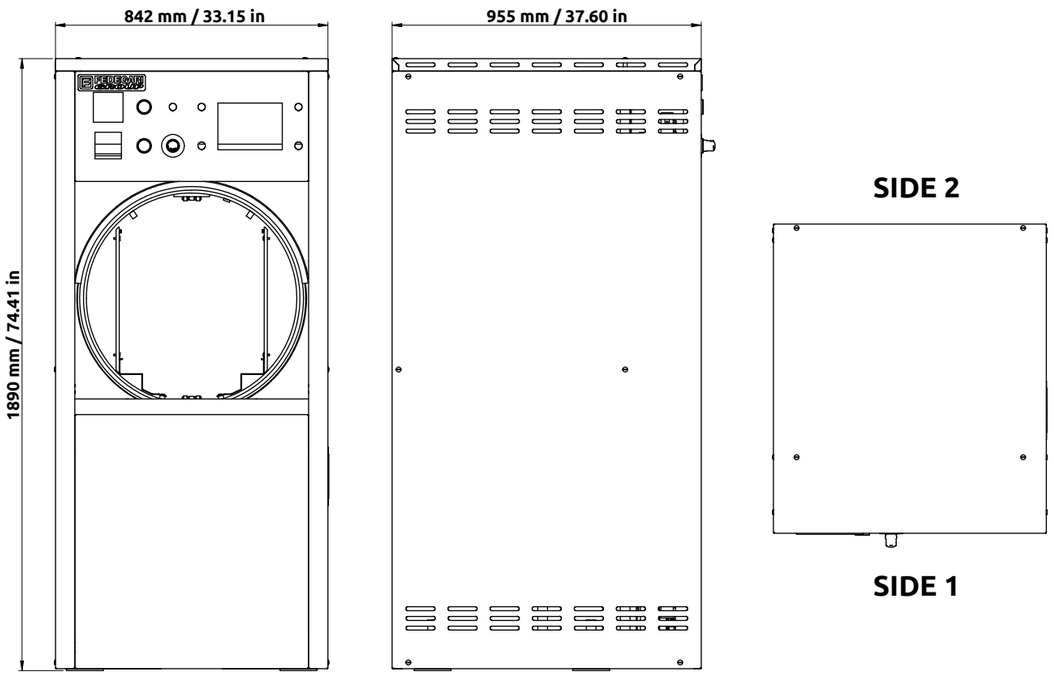

FOB4S-TS

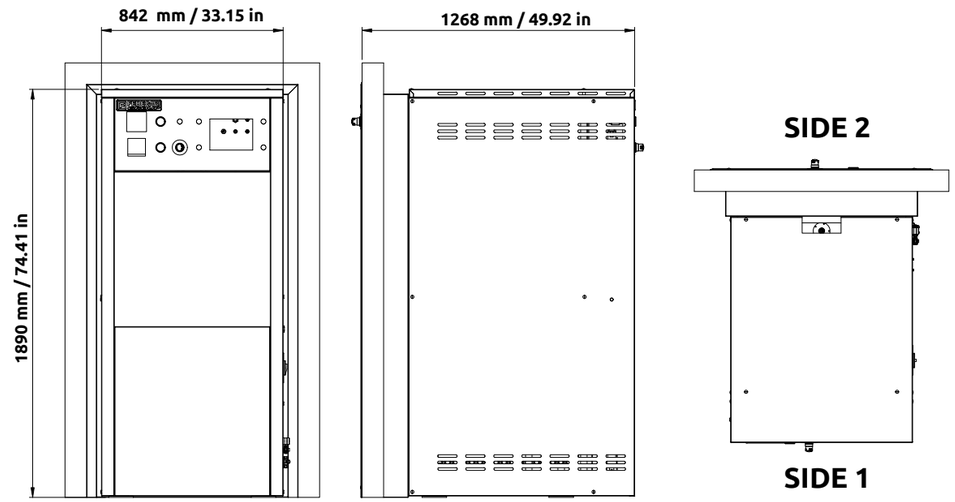

FOB4L-TS

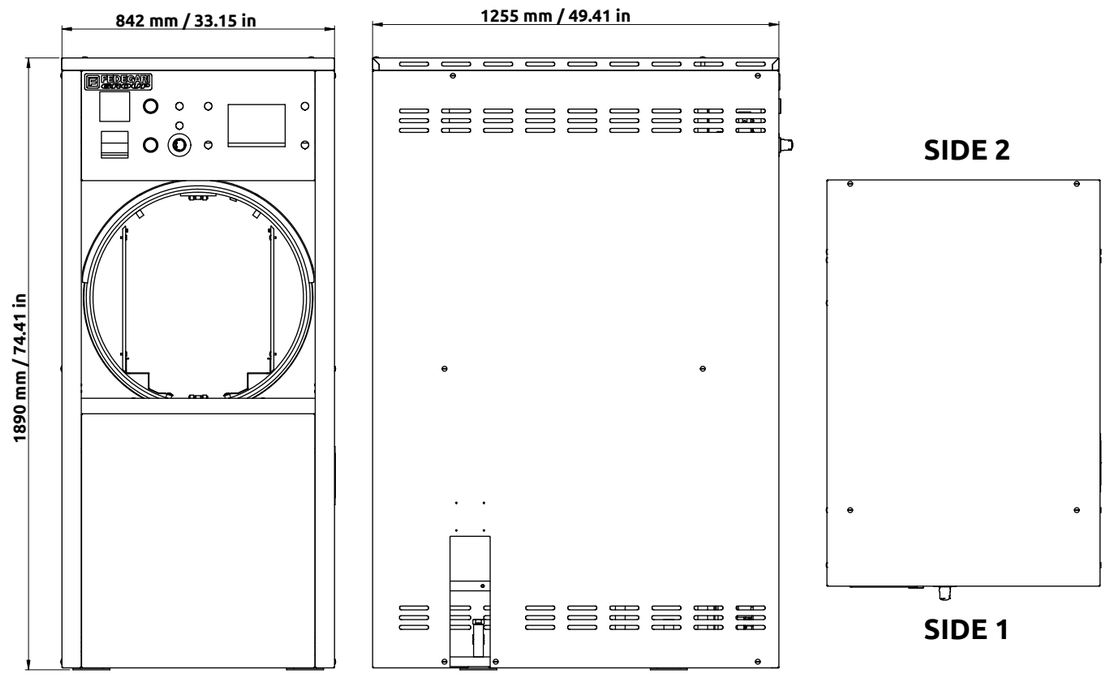

FOB5-TS

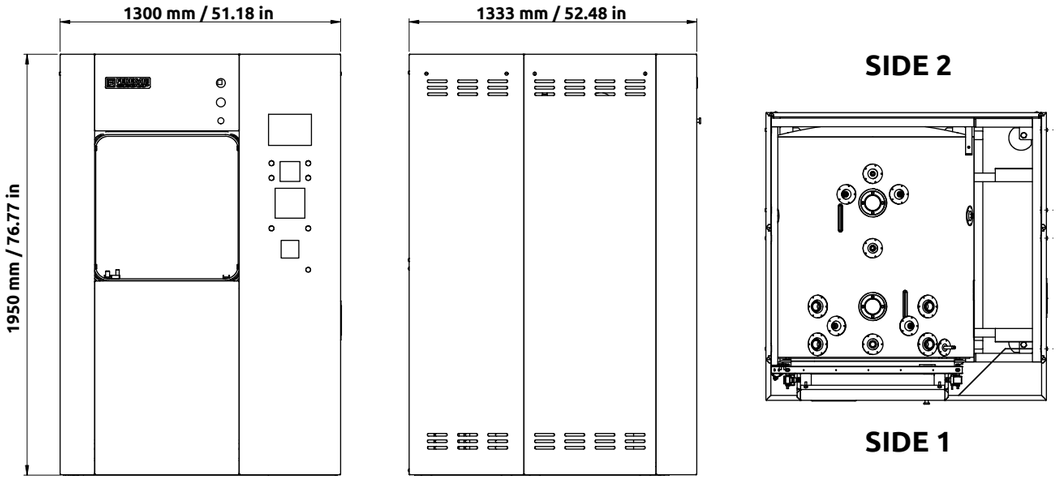

FOB5S-TS

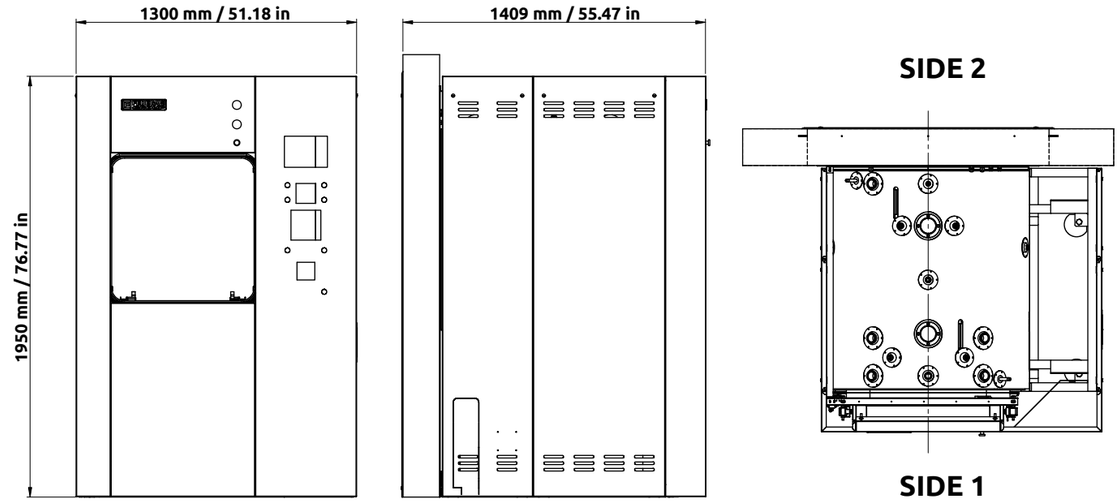

FOB5C-TS

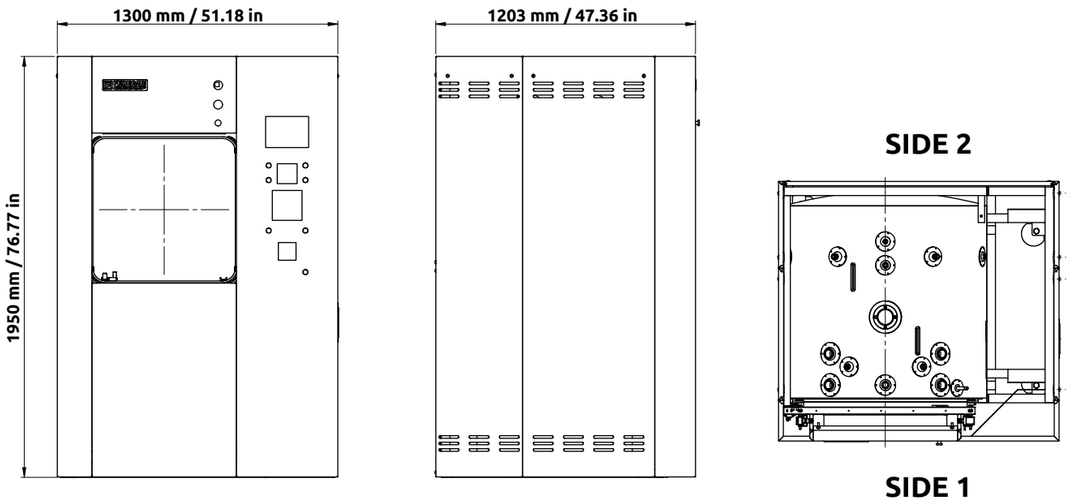

FOB5L-TS

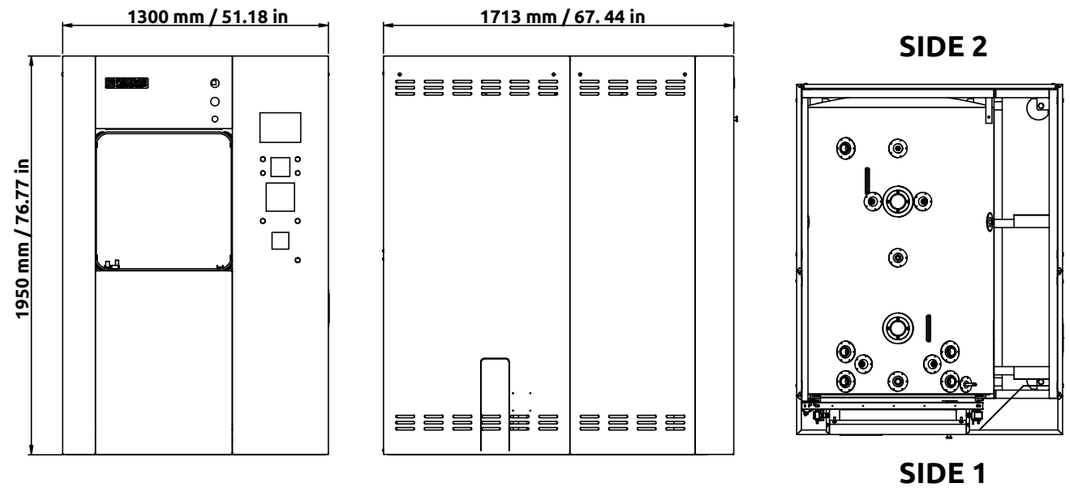

FOB5S/L-TS

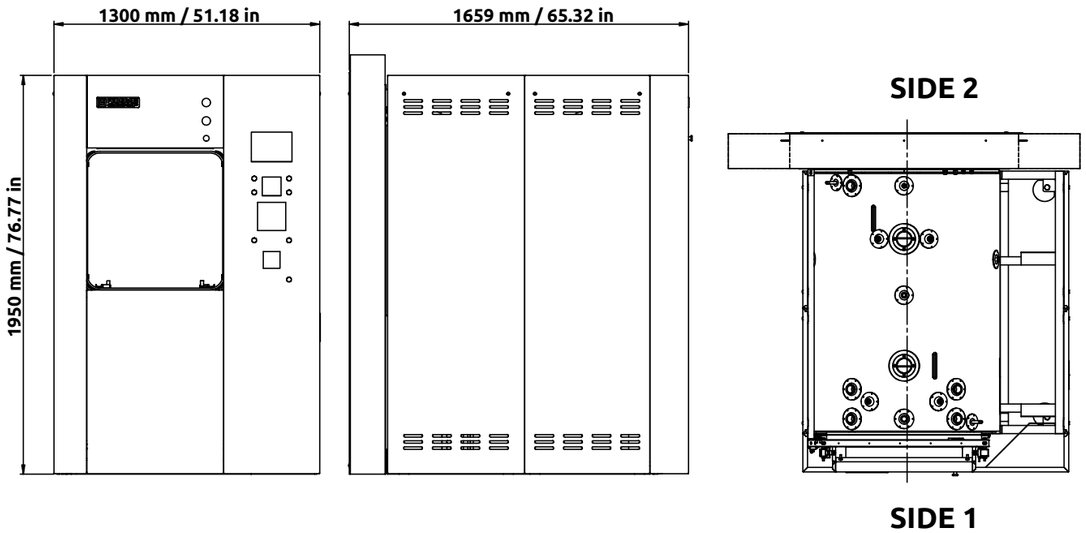

FOB5S/XL-TS

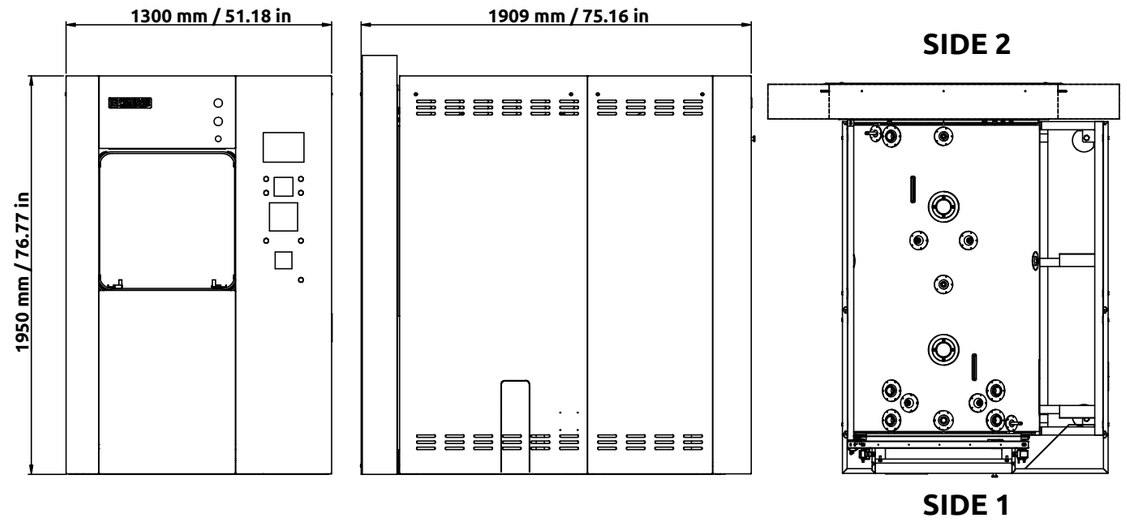

FOB5XL-TS

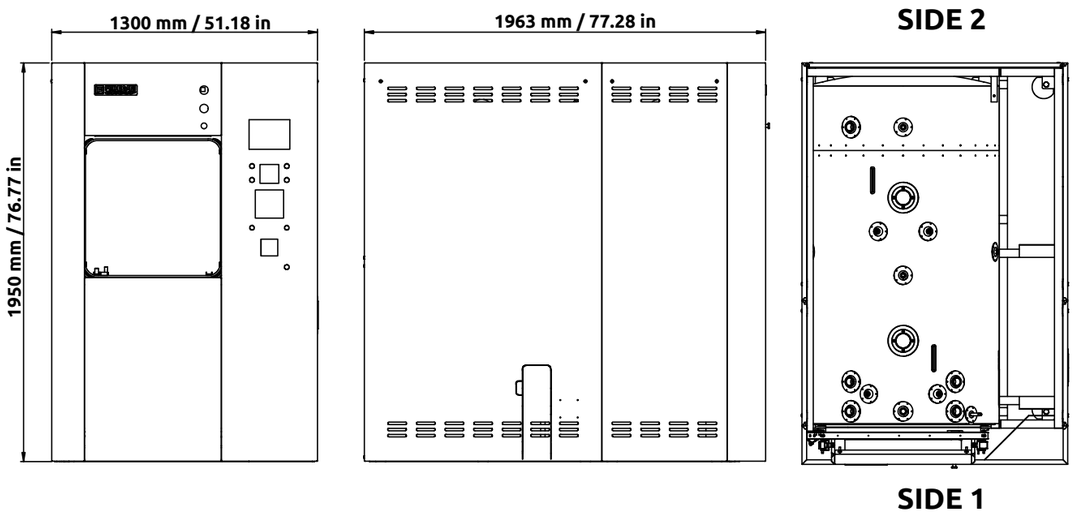

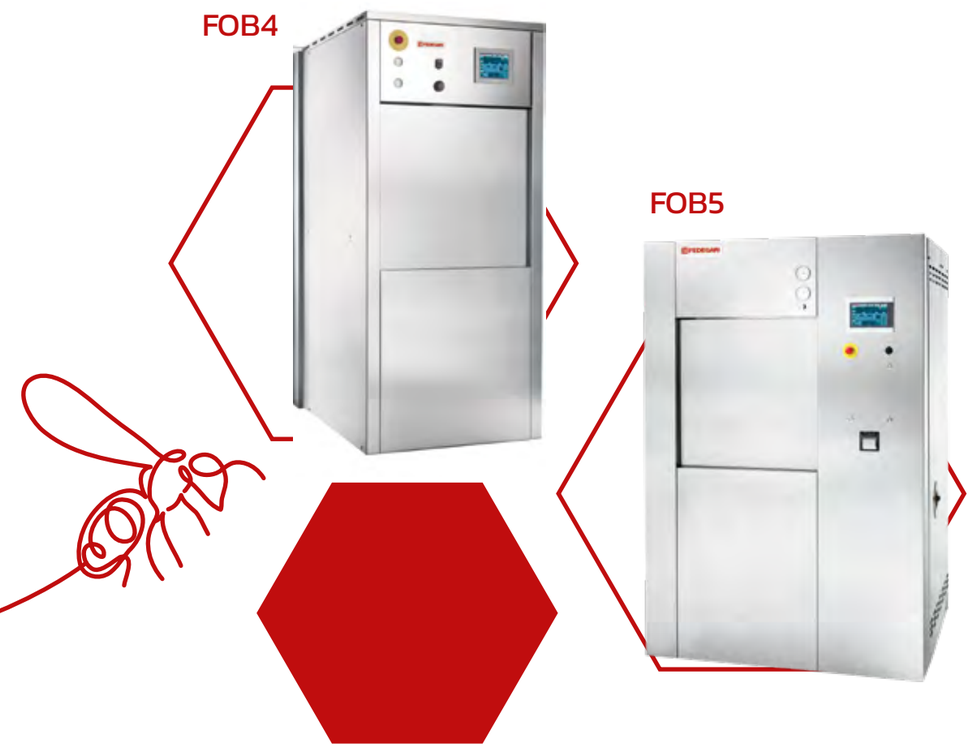

LABO AND CO
your experience®